

# ART 945-A

## PROFESSIONAL ACTIVE SPEAKER

### DESCRIPTION

ART 945-A is masterfully engineered to deliver stellar audio performance and versatility for intensive audio applications. The combination of neodymium transducers - 4" titanium compression driver, 15" woofer - two-channel 2100W amplifier, and the constant directivity True Resistive Waveguide produces coherent 100° x 60° coverage for the listening area with up to 135 dB SPL, distortion-free sound.

Merging RCF proprietary FIRPHASE and Bass Motion Control DSP processing, perfectly tuned for each model, the audience will experience absolute clarity and deep, powerful bass response.

The sleek cabinet uses a special polypropylene composite material with an M-brace internal reinforcement, making it easy to carry and secure to install on a pole, flown-, wall-, or truss-mounted using the multiple rigging points available.



### FEATURES

- Up to 135 dB Sound Pressure Level
- 2100W Class-D Bi-Amplification
- 45-20000 Hz linear frequency response
- 4" Titanium/Neodymium Compression Driver
- 15" Neodymium Woofer
- FIRPHASE zero degrees phase technology
- Bass Motion Control woofer excursion management

## TECHNICAL SPECIFICATIONS

<b>Acoustical specifications</b>	Frequency Response:	45 Hz ÷ 20000 Hz
	Max SPL @ 1m:	135 dB
	Horizontal coverage angle:	100°
	Vertical coverage angle:	60°
<b>Transducers</b>	Compression Driver:	1 x 1.4" neo, 4.0" v.c.
	Woofer:	15" neo, 3.5" v.c.
<b>Input/Output section</b>	Input signal:	bal/unbal
	Input connectors:	XLR, Jack
	Output connectors:	XLR
	Input sensitivity:	-2 dBu/+4 dBu
<b>Processor section</b>	Crossover Frequencies:	650Hz
	Protections:	Thermal, RMS
	Limiter:	Soft Limiter
	Controls:	Linear, Boost, Stage, Volume
<b>Power section</b>	Total Power:	2100 W Peak
	High frequencies:	700 W Peak
	Low frequencies:	1400 W Peak
	Cooling:	Convection
	Connections:	Powercon TRUE1 TOP IN/OUT
<b>Standard compliance</b>	Safety agency:	CE compliant
<b>Physical specifications</b>	Cabinet/Case Material:	PP Composite
	Hardware:	1 x M10 Top, 1 x M10 each side
	Handles:	1 Top, 1 each side
	Pole mount/Cap:	Yes
	Grille:	Steel
	Color:	Black
<b>Size</b>	Height:	717 mm / 28.23 inches
	Width:	415 mm / 16.34 inches
	Depth:	410 mm / 16.14 inches
	Weight:	22.4 kg / 49.38 lbs
<b>Shipping informations</b>	Package Height:	760 mm / 29.92 inches
	Package Width:	475 mm / 18.7 inches
	Package Depth:	470 mm / 18.5 inches
	Package Weight:	26.2 kg / 57.76 lbs

**PART NUMBER**

• **13000692**

ART 945-A

115V

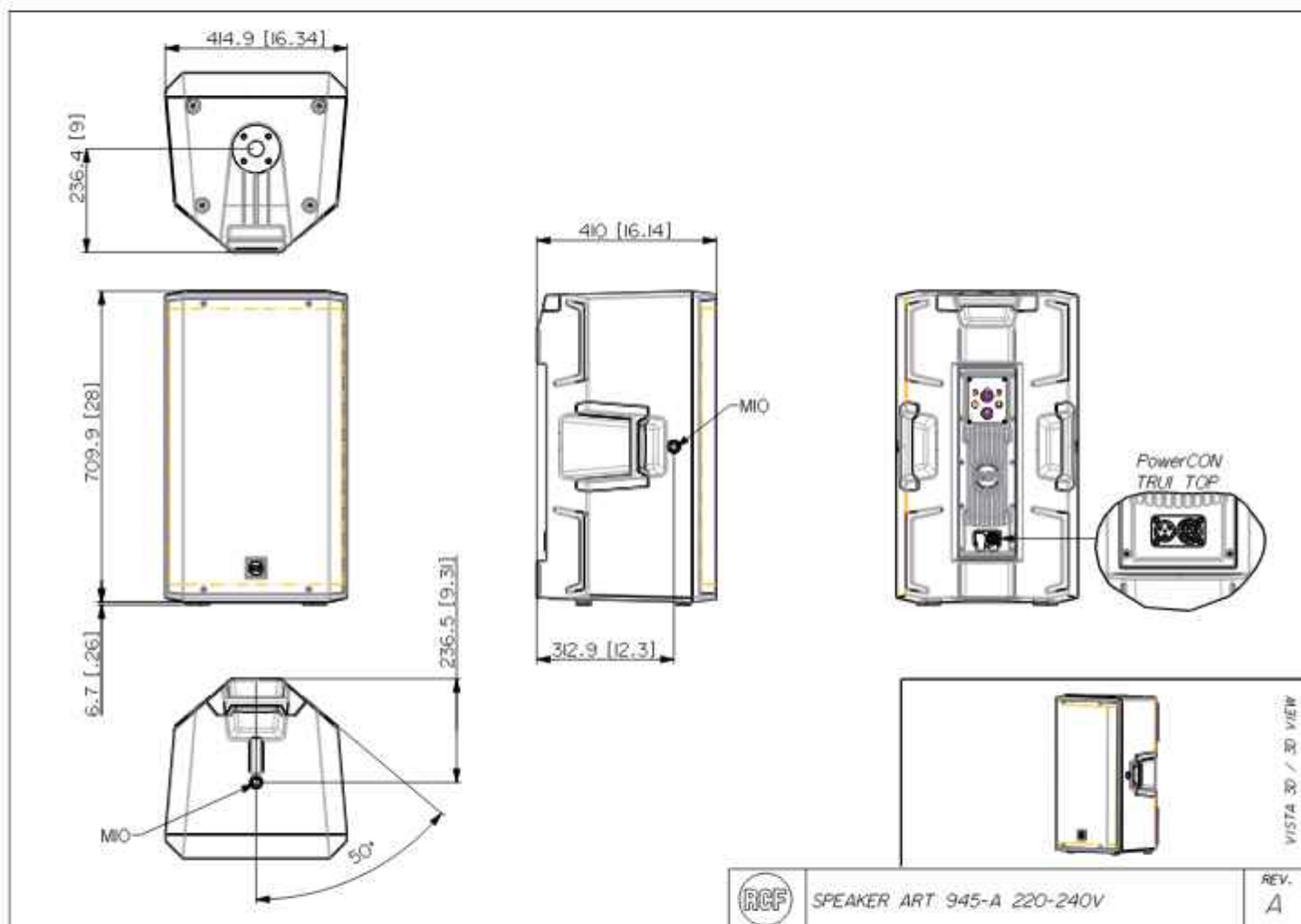
EAN 8024530019167

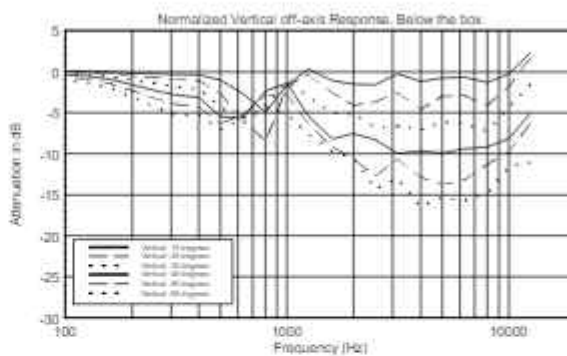
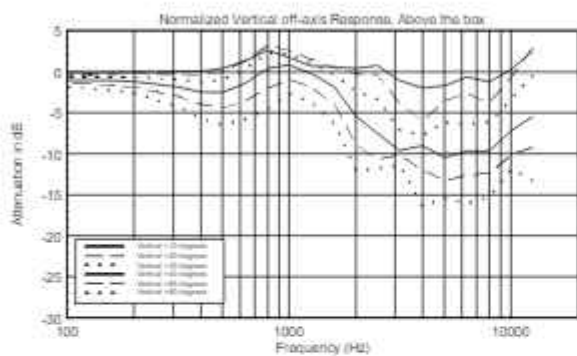
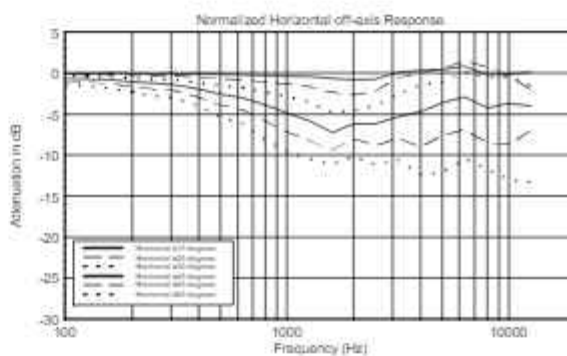
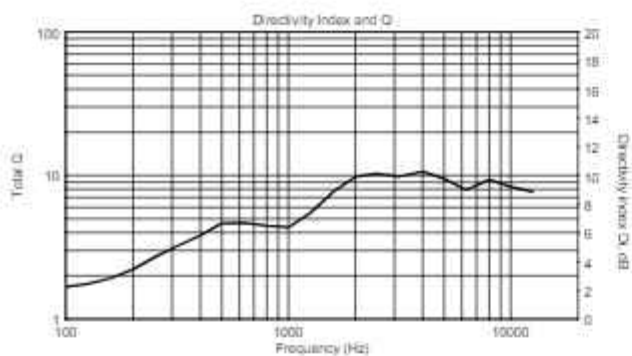
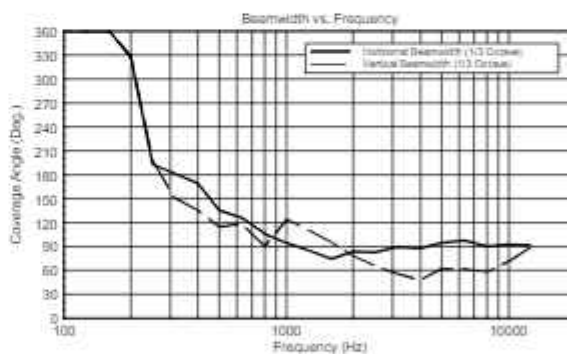
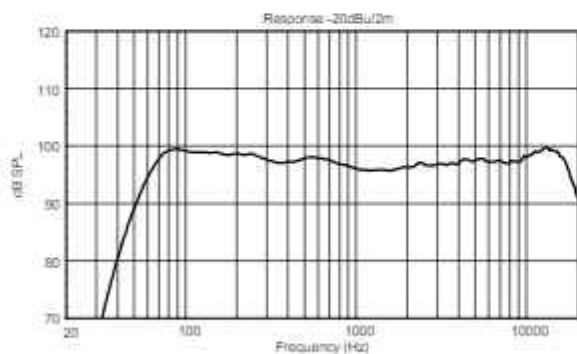
• **13000691**

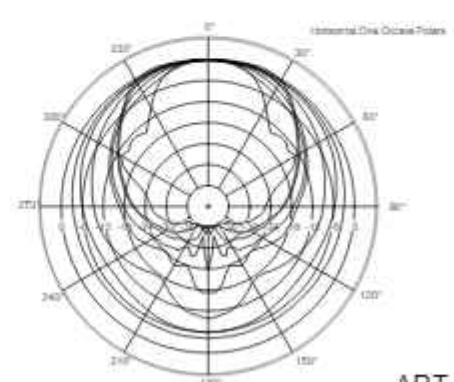

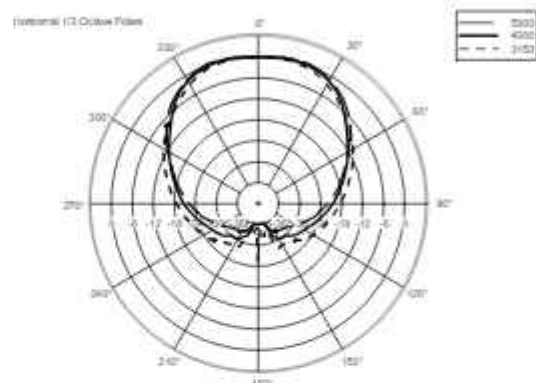
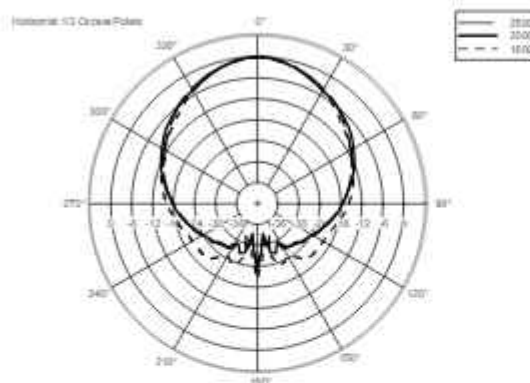
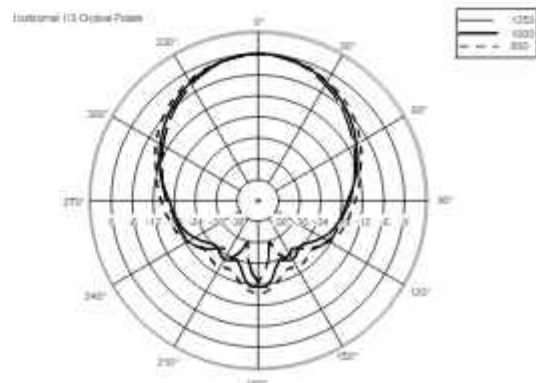
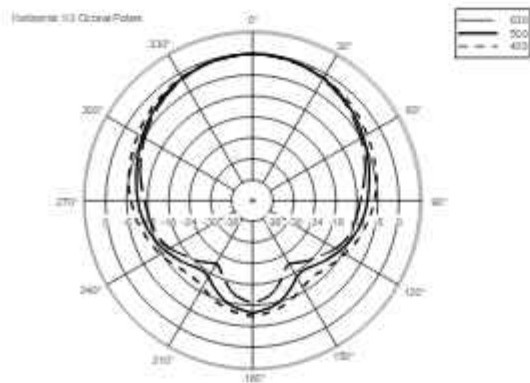
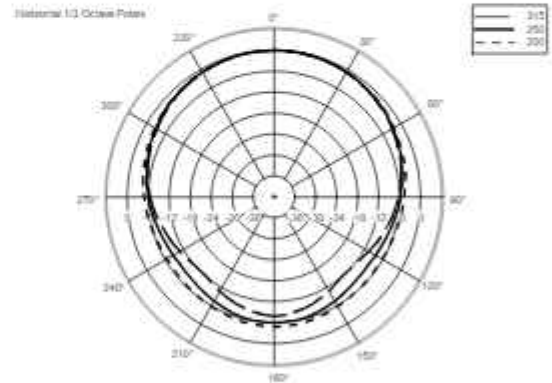
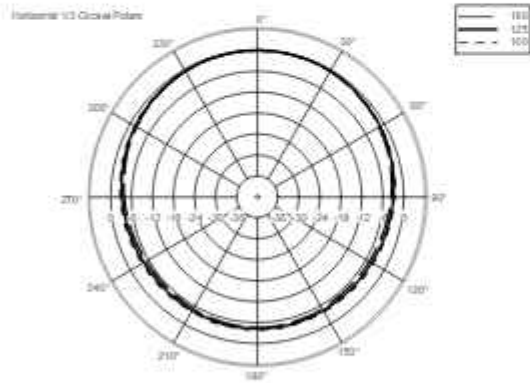
ART 945-A


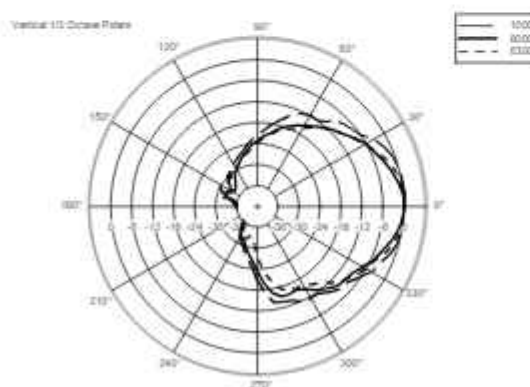
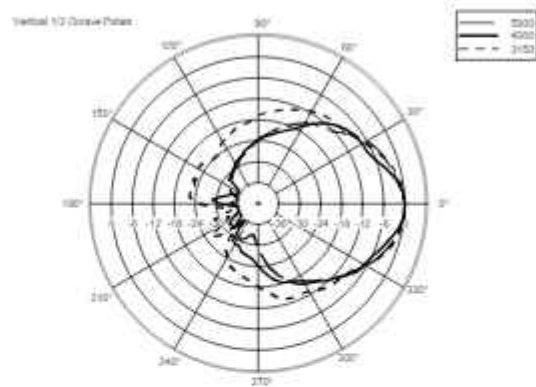
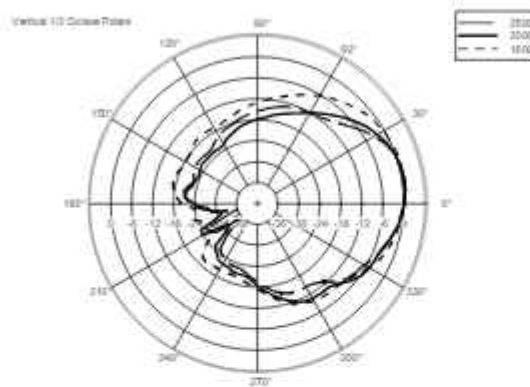
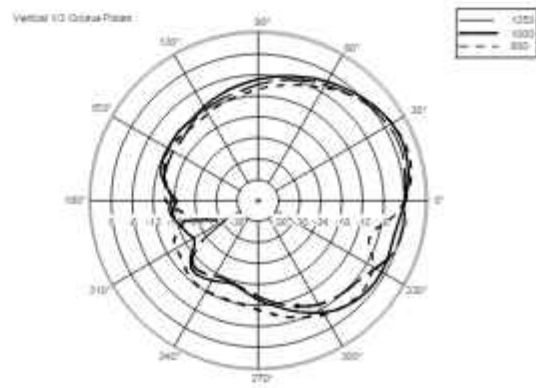


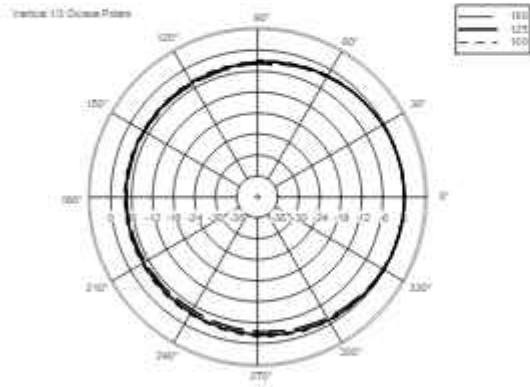
220-240V

EAN 8024530019150

















## ACCESSORIES

	AC PM-M20	PART NUMBER EAN:	<b>13360067</b> 8024530014599
	AC PMX POLE MOUNT M20	PART NUMBER EAN:	<b>13360232</b> 8024530010058
	AC PRO-FS PROFESS. LOCKING FLOOR STAND	PART NUMBER EAN:	<b>13360109</b> 8024530006471
	AC PRO-PM PROFESS. LOCKING POLE MOUNT	PART NUMBER EAN:	<b>13360110</b> 8024530006488
	COVER CVR ART 915	PART NUMBER EAN:	<b>13360478</b> 8024530018856
	FLYING BRACKET FL-BR ART 915	PART NUMBER EAN:	<b>13360481</b> 8024530019174
	HORIZONTAL BRACKET H-BR ART 915	PART NUMBER EAN:	<b>13360479</b> 8024530019198
	VERTICAL BRACKET V-BR ART 915	PART NUMBER EAN:	<b>13360480</b> 8024530019181