



MITUS 215A

PROCESSED ACTIVE SPEAKER

APPLICATIONS

- Live sound PA system or Live sound monitor, DJ system
- School and corporate audio visual sound reinforcement
- Background music/announcement: Restaurants, Pubs
- Transportation terminals, Clubs, Auditorium, Theatres
- Gyms, Houses of worship

FEATURES

- 15mm / 0.59" baltic birch plywood cabinet
- Class D built-in amplifier 1100W RMS LF, 250W RMS HF
- 2 x 15" B&C neodymium woofer with 3" voice coil
- 2" exit B&C neodymium HF driver with 2.5" voice coil
- 60° H x 40° V rotatable horn
- Input panel with XLR in&link, Volume, Preset, Delay, HP filter, 3 status led (on, peak, lmt/prt)
- SPL capability: 136dB
- Frequency response 42Hz to 20kHz
- 12 x M10 fly points
- Completely Manufactured in Italy



PRODUCT DESCRIPTION

The FBT MITUS 215A two-way bi-amplified speaker system shall incorporate 2 x 15" B&C neodymium woofer with 3" voice coil and 2" exit B&C neodymium driver with 2.5" voice coil coupled to a rotatable 60° x 40° horn; thanks to the rotatable HF horn it is possible to create horizontal arrays of 2 enclosures for a total coverage of 100°. The FBT MITUS 215A shall meet the following performance criteria: Frequency response of 42Hz to 20kHz, Maximum SPL of 136dB, 1100W RMS + 250W RMS class D amplifiers. The FBT MITUS 215A provides a DSP with 6 EQ presets. The FBT MITUS 215A feature 0.59" baltic birch plywood construction covered in a scratch & scuff resistant black finish; the front shall be protected by a heavy duty metal grille with anti-resonance spacers and exclusive synthetic cloth to protect the drivers. The control panel provides XLR input & link, level, preset, delay, HP filter. The 12 M10 anchoring points built into the cabinet allow the FBT MITUS 215A speaker to be surface mounted on ceilings.

ELECTRICAL PERFORMANCE

System Type	2-way - biamplified
Built-in Amplifiers LF / HF *	cont.: 700W RMS / 200W RMS max.: 1100W RMS / 250W RMS peak.: 2200W / 500W
Frequency Response @ -6dB	42Hz - 20kHz
Input Impedance	22kOhm
Maximum SPL (cont. / peak) **	133dB / 136dB
Dispersion	60° H x 40° V
Crossover Frequency	1.2 kHz
AC Power requirement	800 VA

PHYSICAL

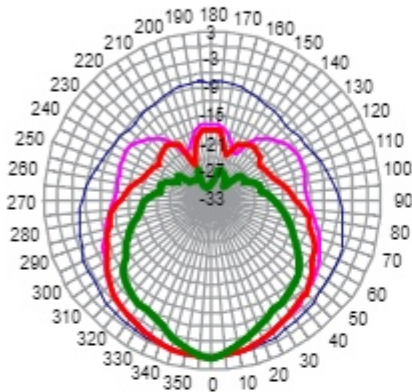

Low Frequency Woofer	2 x 15" - 3" coil
High Frequency Driver	1 x 2" - 2.5" coil
Input Connectors	XLR with loop
Net Dimensions (WxHxD)	19.04" x 49" x 18.5"
	493 x 1245 x 471mm
Shipping Dimensions (WxHxD)	24.3" x 53.3" x 24"
	618 x 1355 x 610mm
Net Weight	115.74 lbs / 52.5 kg
Shipping Weight	127.86 lbs / 58 kg
Enclosure Material	birch plywood
Power cord	16.4 ft/5 mt.

* CONT.: 500mS, rms power on nominal speaker impedance
MAX.: 2mS burst, rms power on nominal speaker impedance
MAX PEAK: based on max peak output voltage and nominal speaker impedance

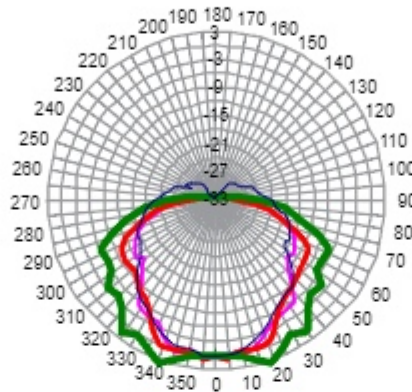

** CONT. SPL: free space, based on continuous power amp rating and LF transducer average sensitivity data, 125mS time average
PEAK SPL: free space, based on max peak power amp rating and system peak sensitivity, 10mS time average

DIAGRAMS

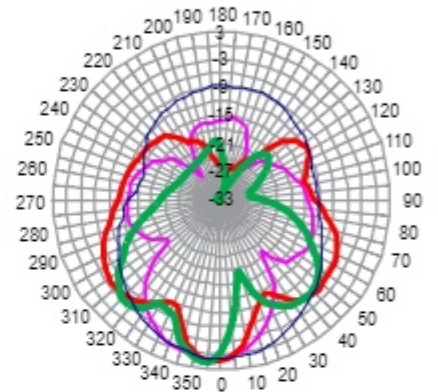

Horizontal polar diagrams



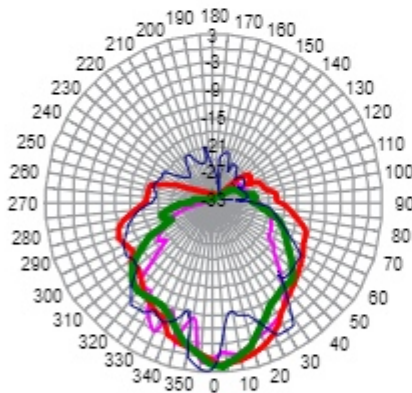
Horizontal polar diagrams



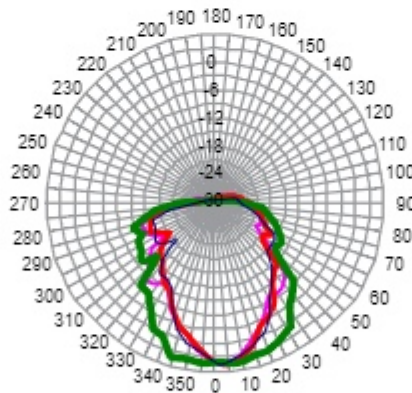

Vertical polar diagrams



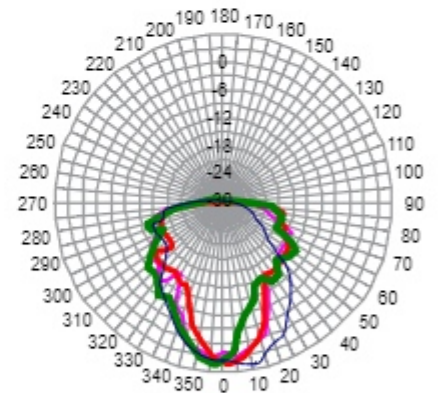

Vertical polar diagrams



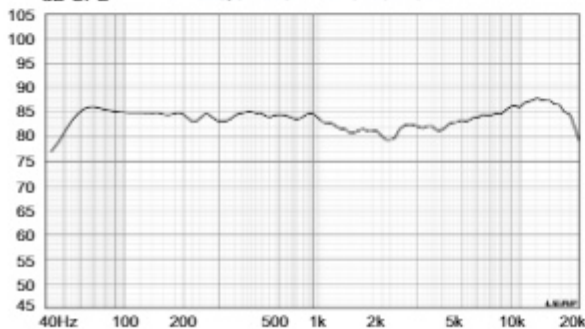
Vertical polar diagrams



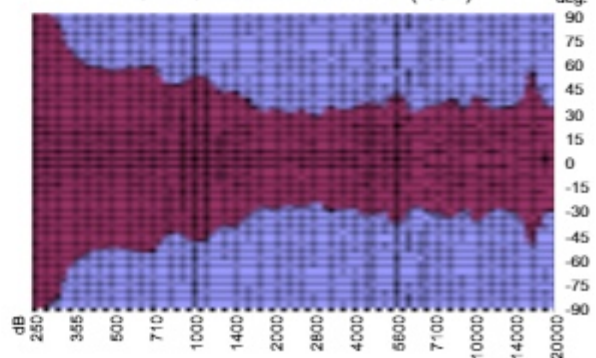
Vertical polar diagrams



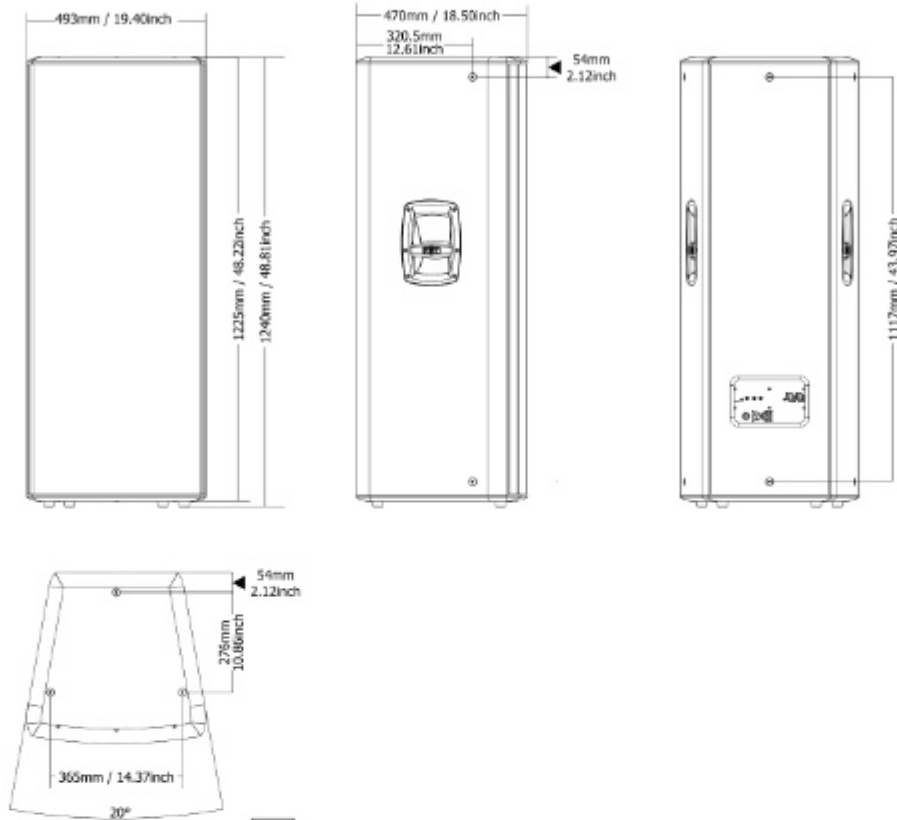
dB SPL FREQUENCY RESPONSE



HORIZONTAL BEAMWIDTH (-6dB)

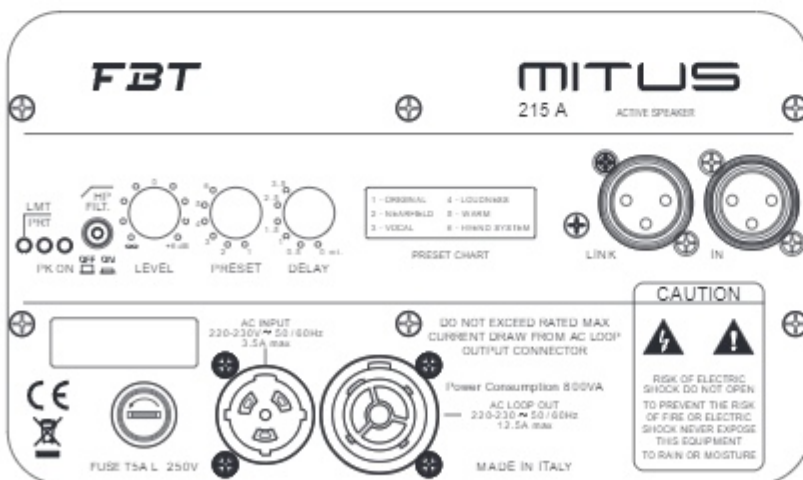


DIMENSION DRAWING

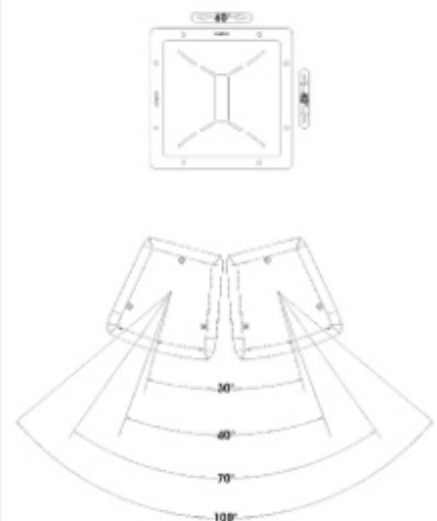


ANCHORING POINT FOR **ONLY ONE** SPEAKER SUSPENDED

CONNECTION PANEL



ROTATABLE HORN



30°—— with 40° horn position
 40°—— with 60° horn position
 70°—— total coverage with 40° horn position
 100°—— total coverage with 60° horn position